

Concise Oxford English Dictionary

For DEPReader

User Guide

Table of Contents

1	OVERVIEW	3
1.1	About COED.....	3
1.2	Copyright.....	3
1.2.1	<i>Viewing COED copyright on the PDA.....</i>	3
1.3	Preliminary Notes and Appendices	4
1.4	How to use COED	5
1.4.1	<i>DEPReader.....</i>	5
1.4.2	<i>Bible With You</i>	6
2	PURCHASE DICTIONARY	7
3	REGISTRATION.....	7
3.1	Licenses.....	7
3.2	Product Registration	7
4	CONTACT AND SUPPORT	9

1 Overview

1.1 About COED

The **Concise Oxford English Dictionary** is the most popular dictionary of its kind around the world and is noted for its clear, concise definitions as well as its comprehensive and authoritative coverage of the vocabulary of the English-speaking world. Authoritative and up to date, this eleventh edition of the **Concise Oxford English Dictionary** contains over 240,000 words, phrases, and definitions, including over 900 new words. It offers rich vocabulary coverage, with full treatment of World English, rare, historical, and archaic terms, as well as scientific and technical vocabulary, and provides hundreds of helpful notes on grammar and usage. New to this edition and beyond the standard etymological information, the dictionary provides a fascinating Word Histories feature, exploring word origins, links and meaning changes for a number of interesting cases. This dictionary contains full appendices on topics such as alphabets, currencies, electronic English, and the registers of language, from formal to slang, plus a useful Guide to Good English with advice on grammar, punctuation, and spelling.

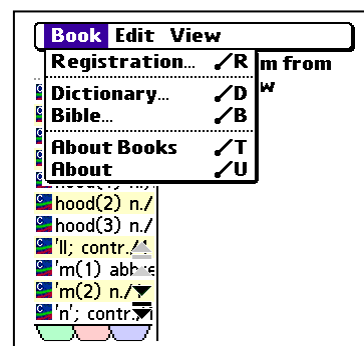
1.2 Copyright

Concise Oxford English Dictionary
11th Ed. 2004, edited by C. Soanes, A. Stevenson

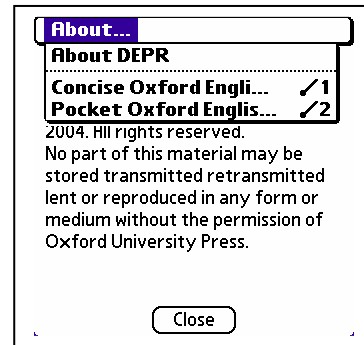
Concise Oxford English Dictionary 11e © Oxford University Press 2004. All rights reserved. No part of this material may be stored transmitted retransmitted lent or reproduced in any form or medium without the permission of Oxford University Press.

1.2.1 Viewing COED copyright on the PDA

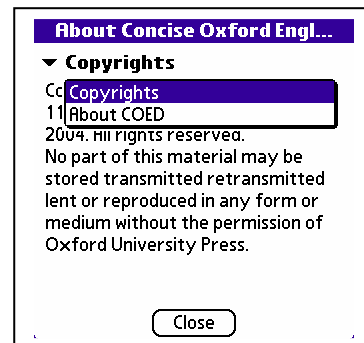
1. Go to the **About Books** form:
 - Launch **DEPReader**
 - Tap on the **Headline** bar or the **Menu** button to display the form menu
 - Tap on **About Books****Or**
 - Draw the *Graffiti Menu Command stroke* ✓ and the letter **T** on the silkscreen



2. View **Copyright** form of the *COED* dictionary:
 - Tap on the **Headline** bar or the **Menu** button to display the form menu
 - Tap on **Concise Oxford Engli...**



3. View **About** form of the *COED* dictionary:
 - Tap on the *down arrow* button before **Copyrights**
 - Tap on **About COED**



1.3 Preliminary Notes and Appendices

The distribution package of **Concise Oxford English Dictionary** includes the **Preliminary** and **Explanatory Notes to COED** as well as the full **COED Appendices** in **.pdf** format:

(1) **codpreli.pdf** - contains the *Preface, Editorial Team, Introduction, Entry Structure, Labels, Geographical Labels, notes on Grammar, Spelling, Inflections* and *Pronunciations* as well as the *Abbreviations* used in **COED Dictionary**.

(2) **codendma.pdf** – contains the following sections - *Countries of the world; Prime Ministers and Presidents; Kings and Queens of England and the United Kingdom; Weights, Measures, and Notation; Chemical Elements; Greek Alphabet; The Solar System; Collective nouns; Types of language; English in Electronic Communication; Guide to Good English.*

1. Read the files on your PC
 - Open with **Adobe Acrobat® Reader** program

1.4 How to use COED

The **Concise Oxford English Dictionary** comes with the distribution file as a database file (.pdb) file, which is not an application itself. In order to use it, you need to install a software application which supports it on your Palm PDA.

Use **Concise Oxford English Dictionary** with the following Palm PDA applications:

1.4.1 DEPReader

Dictionary and Encyclopedia Personal Reader (DEPReader) is a dictionary software program for PDAs, included as a bonus part in the distribution packages of multiple dictionary and reference databases. **DEPReader** is not a dictionary or encyclopedia itself, you need a database to run the application.

Supporting multiple dictionary databases in an exclusively compressed format, it allows you to carry your favorite dictionaries on PDA everywhere.

In addition to the standard lookup function, **DEPReader** supports other search modes - phonetic, wildcard, error tolerance - to help you find a word or compound even when you do not know the exact spelling. One-tap lookup in the dictionary definitions makes for the fast and handy data accessibility. Note that the special cross references embedded in the COED are also accessible directly from the dictionary definitions, but are denoted by small capitals.

DEPReader may be personalized by customizing its layout, it allows the addition of personal user notes and bookmarks to the dictionary entries.

1. Get DEPReader

DEPReader comes as a bonus part of the distribution file of **Concise Oxford English Dictionary** for Palm PDA.

- Get **depr.prc** file from the product archive

Or

- Download it from:

http://www.refwego.com/product.php?id=depr_ref

2. Using DEPReader

For instructions on how to use **DEPReader** application, please, refer to the **UserGuide(DEPR)** that is a part of the distribution package of **COED**

- Get the UserGuide(DEPR) from the product file

Or

- Download it from:

[http://www.refwego.com/download/src/pdf/UserGuide\(DEPR\).pdf](http://www.refwego.com/download/src/pdf/UserGuide(DEPR).pdf)

Note: Adobe Acrobat® Reader program is required.

3. Copyright

Dictionary and Encyclopedia Personal Reader (DEPReader)

This product and the algorithms used are property of GMPSOFT. All rights reserved 2004-2008.

1.4.2 Bible With You

BibleWithYou.com (<http://www.biblewithyou.com>) is the homepage of **Bible With You** PDA application for visualizing the text of the Bible. **Bible With You** provides instant Dictionary lookup of words in the Bible text via pop-up function, which does not interrupt the reading process. No switch between applications needed, provides recognition of inflected forms.

1. Get Bible With You

- Go to www.biblewithyou.com
- Go to **Products** page
- Choose **Bible With You** for a particular Bible translation

2. Using Bible With You

For instructions on how to use **Bible With You** application, please, refer to its **User Guide** included in the distribution package.

Note: Adobe Acrobat® Reader program is required.

3. Copyright

Bible With You

This product and the algorithms used are property of GMPSOft. All rights reserved 2002-2008.

2 Purchase Dictionary

Purchase this product from **Reference ToGo** (<http://www.refwego.com>**Error! Hyperlink reference not valid.**)

Reference ToGo features the authoritative and trusted English dictionaries and reference books of *Oxford University Press*. It presents best-selling English language dictionaries such as the **Pocket Oxford English Dictionary** and the **Concise Oxford English Dictionary**.

- Go to **Products** page
- Find the product you desire
- Click on **BUY** and follow the instructions

3 Registration

3.1 Licenses

To use this product, you need a user license for the dictionary database:

- 1. Trial License** – Includes all the functionality of the **Standard License** plus indication that the product needs to be registered.
- 2. Standard License** – Indicates that you have successfully licensed the dictionary database.

3.2 Product Registration

Register the product without manual unlock code input. Just install your **PADUnlock** file (**PA**lm **D**atabase **U**nlock System) on your Palm OS device.

PADUnlock is a database file (.pdb type), containing your registration information for each one of the products you have purchased. You receive your **PADUnlock** file after you order a License for a GMPSoft product and register it in our system database.

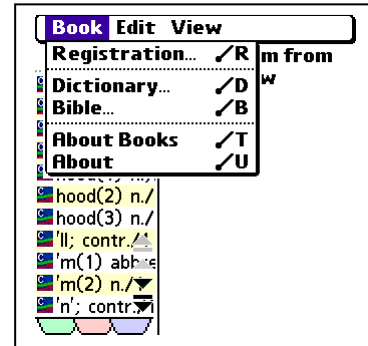
1. Get your **PADUnlock**:
 - Follow the Unlock Key link in the Sales Confirmation email you have received after the purchase.
 - Click on **GET IT** link in your **Product Info** page.
 - Save the file on your PC

2. Install PADUnlock

- Install the **PADUnlock** database in the RAM of your device or on the expansion card.

3. Go to the **Registration** form:

- Launch **DEPReader**
 - Tap on the **Headline** bar or the **Menu** button to display the form menu
 - Tap on **Book**
 - Tap on **Registration**
- Or**
- Draw the *Graffiti Menu Command stroke* ✓ and the letter **R** on the silkscreen
- Or**
- Tap on the **Register** button in the trial reminder form

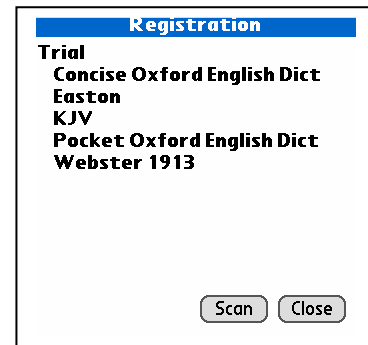


4. Apply your **PADUnlock** registration information:

- Tap on the **Scan** button

GMPSOFT products support **PADUnlock** file registration protocol and use it to automatically register your products.

Note: The *Trial reminder* form will still appear if there is even one product with a Trial License state.



4 Contact and support

Technical Support

For technical or software related inquiries:

E-mail: support@reftogo.com

Sales

For general, product and sales related inquiries:

E-mail: sales@reftogo.com

Sales points: www.reftogo.com

Partnership and Business Development

For partnership, B2B development or special sales inquiries:

E-mail: ceo@reftogo.com

For detailed information on products, sales and registration or technical support, check our Web site: www.reftogo.com